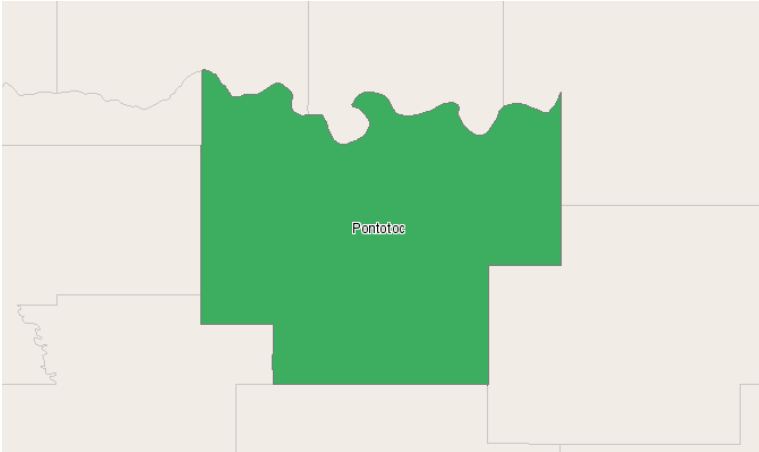


Southern Workforce Investment Board



P.O. Box 1577
Durant, OK, Oklahoma 74702

Snapshot Report

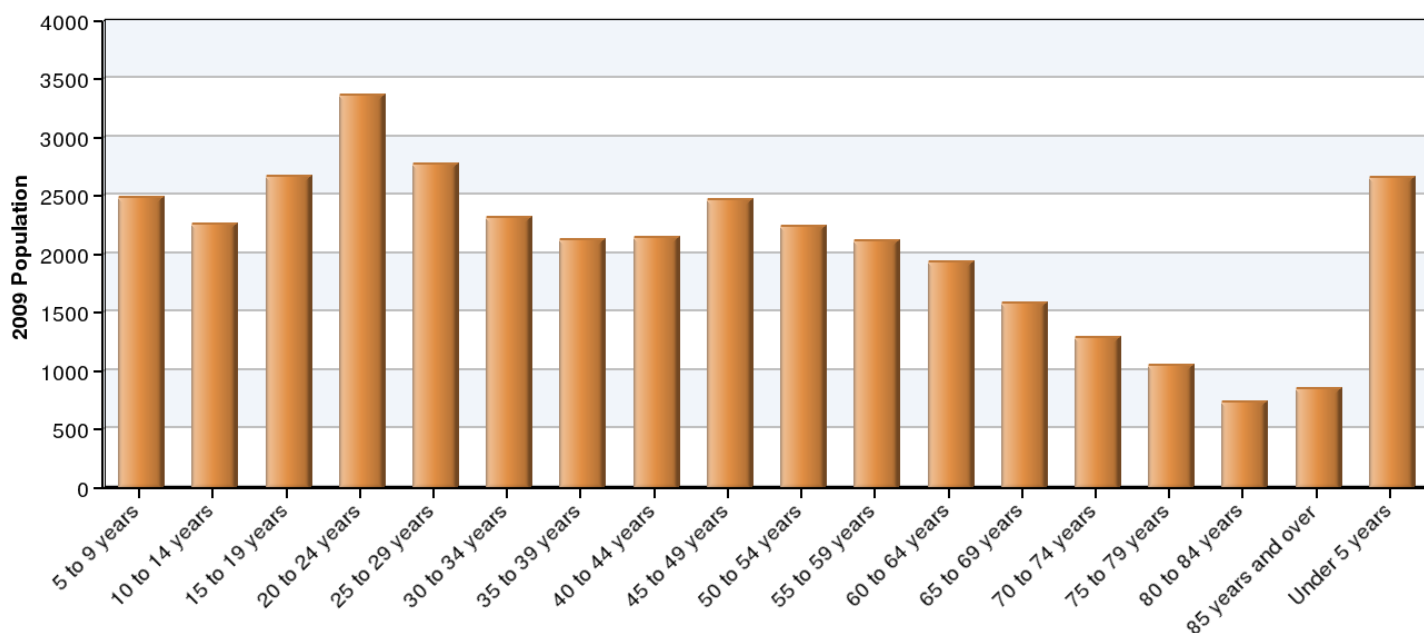


Region Info

Region: Pontotoc

County Areas: Pontotoc, Oklahoma (40123)

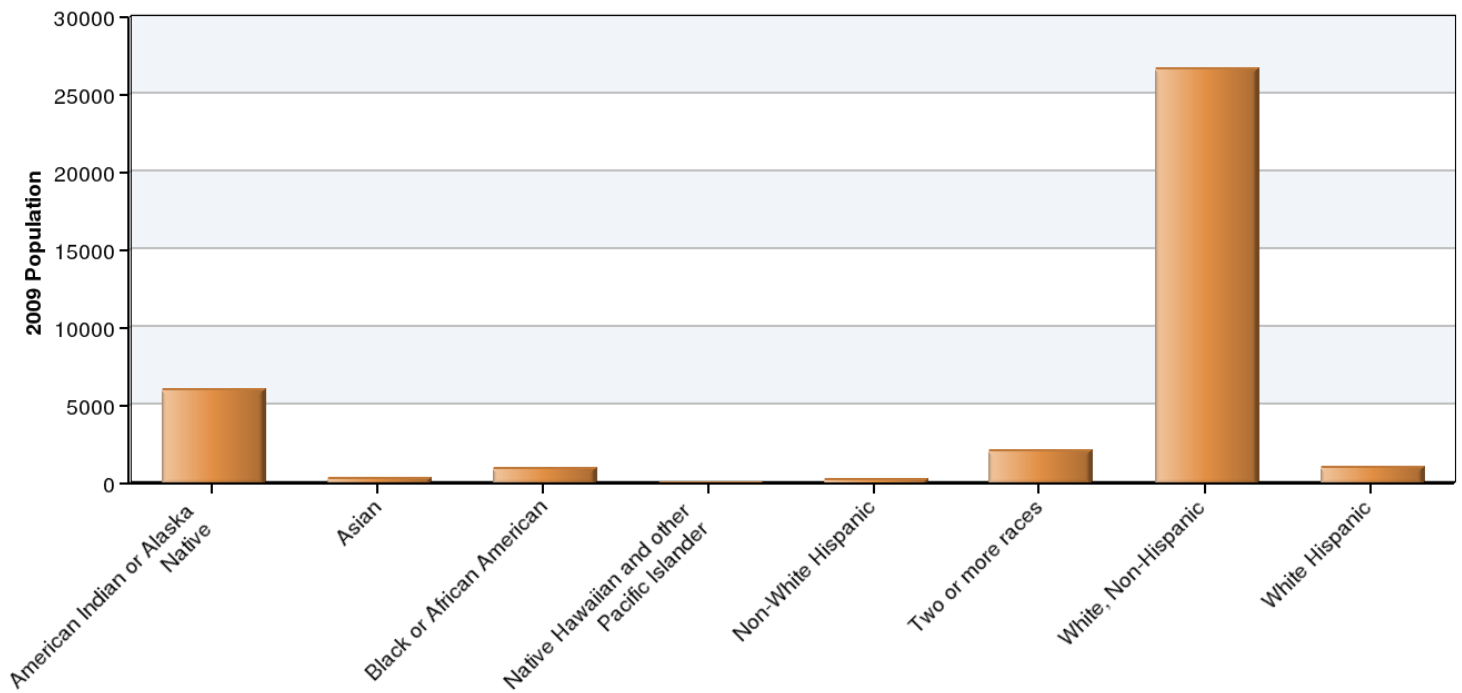
Age Demographics



Age	2009 Population	% of Population
5 to 9 years	2,485	7%
10 to 14 years	2,262	6%
15 to 19 years	2,668	7%
20 to 24 years	3,364	9%
25 to 29 years	2,773	7%
30 to 34 years	2,319	6%
35 to 39 years	2,125	6%
40 to 44 years	2,143	6%
45 to 49 years	2,468	7%
50 to 54 years	2,238	6%
55 to 59 years	2,113	6%
60 to 64 years	1,932	5%
65 to 69 years	1,582	4%
70 to 74 years	1,289	3%
75 to 79 years	1,050	3%
80 to 84 years	737	2%
85 years and over	847	2%
Under 5 years	2,655	7%

Source: EMSI Complete Employment - 3rd Quarter 2009

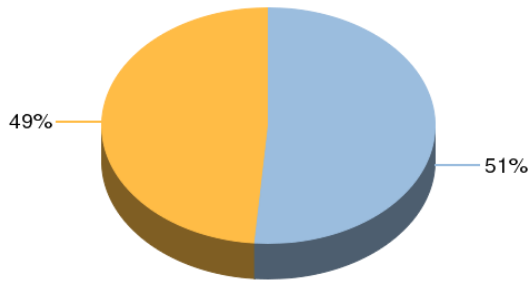

Race/Ethnicity Demographics



Race/Ethnicity	2009 Population	% of Population
American Indian or Alaska Native	5,981	16%
Asian	256	1%
Black or African American	903	2%
Native Hawaiian and other Pacific Islander	7	0%
Non-White Hispanic	236	1%
Two or more races	2,070	6%
White, Non-Hispanic	26,617	72%
White Hispanic	979	3%

Source: EMSI Complete Employment - 3rd Quarter 2009

Gender Demographics



Gender	2009 Population	% of Population
Females	19,009	51%
Males	18,041	49%

Source: EMSI Complete Employment - 3rd Quarter 2009

Data Sources and Calculations

Demographic Data

The demographic data in this report is compiled from several sources using a specialized process. Sources include US Census Bureau annual estimates, birth and mortality rates from the US Health Department, and projected regional job growth.

State Data Sources

This report uses state data from the following agencies: Oklahoma Employment Security Commission.