

Updated May 6<sup>th</sup>, 2009

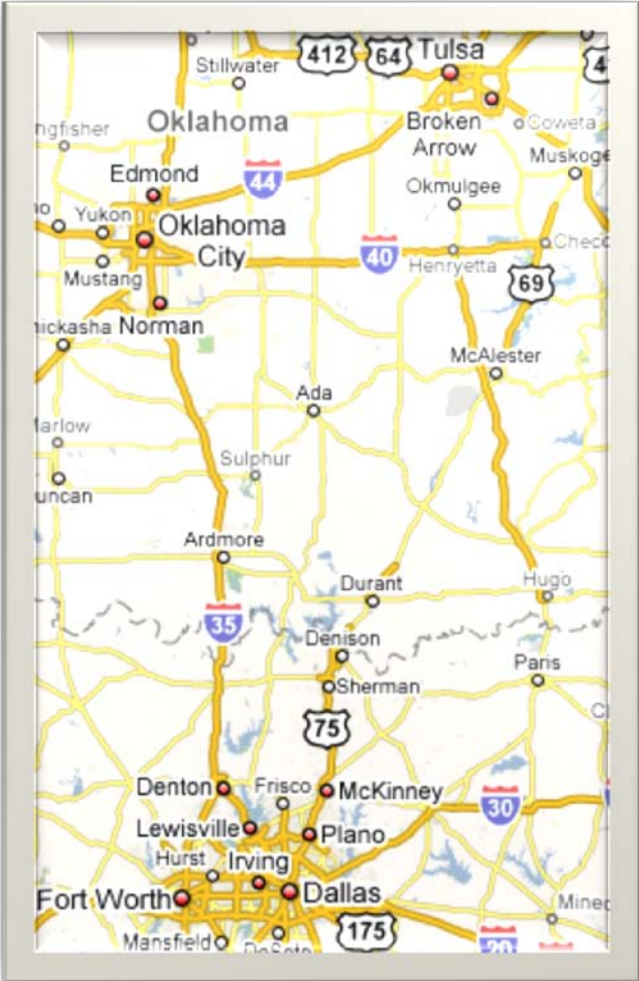


ADA JOBS  
FOUNDATION

# COMMUNITY PROFILE

Demographics, Workforce and the Economy of Ada, Oklahoma

# Ada, Oklahoma



## Population

Information obtained from the US Census Bureau and [www.OklahomaVirtualCommunity.com](http://www.OklahomaVirtualCommunity.com).

Period	2013 (projection)	2008 Estimate	2000 Census	1990	Change
Ada	16,418	16,152	15,691	15,820	1.2%
Pontotoc County	37,648	36,940	35,143	34,119	3.4%
Within 45 Minutes	329,021	319,345	220,737		

## Housing

Number of Households	6,697	<b>New Construction:</b>	
Number of Housing Units	6,684	Price per Square Foot	\$100 - \$110
Owner Occupancy Rate	50.72%	2008 Construction Investment	+\$50 million
Median Home Value	\$59,000		

## Cost of Living

*Information obtained from ACCRA Cost of Living Index – First Quarter 2008.*

Composite Index	89.0		
Grocery Items	97.4	Transportation	100.1
Housing	79.3	Health Care	92.3
Utilities	87.8	Misc. Goods & Services	90.9

## Traffic & Transportation

*Traffic counts provided by the Oklahoma Department of Transportation.*

### Interstate Access:

35 miles to I-35

45 miles to I-40

### Highway Access:

US-377, SH-3, SH-99, SH-1, and SH-19

### Commercial Airport:

70 miles to OKC

100 miles to DFW

### General Aviation Airport:

6,200 l.f. runway (17/35)

### Rail Access:

Burlington Northern Santa Fe

### Port Access:

122 miles to Port of Muskogee

### Traffic Counts (2004):

Mississippi (S. of Arlington)	23,258
Arlington (W. of Country Club)	21,953
Mississippi (N. of Main)	19,776
Arlington (E. of Broadway)	19,341
Richardson Loop (E. of Broadway)	19,186
Broadway (N. of Richardson Loop)	17,580
Richardson Loop (E. of Mississippi)	16,742
Mississippi (S. of Main)	15,383

## Unemployment

*Information provided by the Oklahoma Employment Securities Commission.*

	March 2009 Workforce		Average Unemployment Rate				
	Count	Employed	2008	2007	2006	2005	2004
Ada MSA	20,100	19,040	3.20	3.71	3.66	4.33	5.94
Southern Workforce Area	115,620	108,790					
Oklahoma	1,762,710	1,661,080	3.81	4.33	4.00	4.45	4.95
US	154,048,000	140,887,000	5.80	4.59	4.63	5.08	5.53

**Climate**

Avg. Annual Temperature	62.7 F	Avg. Annual Rainfall	39.76"
Avg. January Temperature	39.0 F	Avg. Annual Snowfall	6.0"
Avg. July Temperature	80.0 F	Sea Level Elevation	1,058'

**Education**

<b>Attainment:</b>		<b>Public Schools/Enrollment:</b>	
High School Graduate or Higher	78.4%	Ada	2,500
Bachelor's Degree or Higher	25.4%	Byng	1,600
<b>Trade/Full-time Enrollment:</b>		Latta	700
Pontotoc Technology Center	260	Stonewall	300
<b>University/Enrollment:</b>		Average ACT Score	20.8
East Central University	4,700		

**Tax Structure**

<b>Property Tax:</b>		<b>Sales Tax:</b>	
Total Mill Levy Rate	84.18	State Rate	4.5%
Real Property Assessment Rate	0.12	County Rate	0.6875%
Assessment Rate for Equipment	0.12	City Rate	4.5%
		<b>Corporate Tax Rate:</b>	
		State Rate	6.0%

**Utilities**

<b>Electric Providers:</b>		<b>Solid Waste Disposal:</b>	
Oklahoma Gas & Electric		Landfill	
People's Electric Cooperative		<b>Water Source:</b>	
<b>Natural Gas Provider:</b>		Byrd's Mills Spring & Wells	
CenterPoint Energy		<b>Water Capacity/Peak Usage:</b>	
<b>Telephone Provider:</b>		12 MGD/5 MGD	
ATT		<b>Sewer Capacity/Peak Usage:</b>	
		4 MGD/2MGD	

**Health Care**

<b>Number of Outpatient Clinics</b>		<b>Hospitals/Beds:</b>	
Number of Outpatient Clinics	1	Valley View Regional	168
Number of Physicians in City	60	Carl Albert Indian	53
Number of Dentists in City	12	Rolling Hills Mental	40
Number of Assisted Living	2		

## Recreation and Entertainment

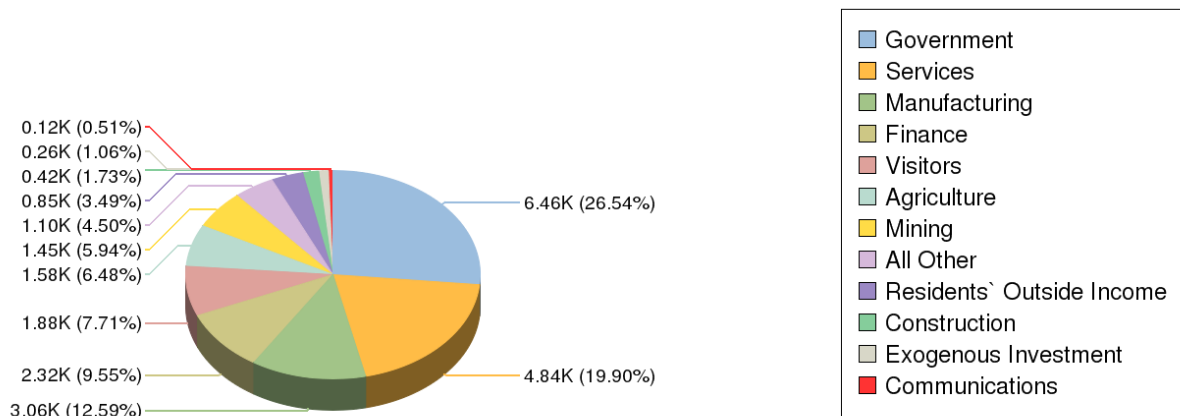
Wintersmith Park – Amusement rides, miniature golf, walking track, art/sculpture garden  
 Lazer Zone Family Fun Center – Laser tag, arcade games, bowling, batting cages, and miniature golf  
 Oak Hills Golf and Country Club – 18 hole course, swimming pool, and tennis courts  
 ECU University Center – jogging track, aerobics, weight training, and other activities  
 Tennis Courts – 27 public courts located across the city  
 Swimming pools – 3 public swimming pools located across the city  
 Public parks – 7 public parks located across the city  
 Cinemark Cinema – 6 screen theater  
 Live Theater – 3 live theater operations with performances throughout the year  
 Lakewood Golf Course – 9 hole course  
 Eccentric Duffer – 9 hole course  
 Chickasaw Nation Archive Museum – historical materials relating to the Chickasaw Nation  
 Chickasaw National Recreation Area – camping, hiking, outdoor recreation, located 30 minutes away  
 Arbuckle Lake – fishing, boating, water sports, located 30 minutes away  
 Konawa Lake – trophy bass fishing, boating, water sports

## Lodging

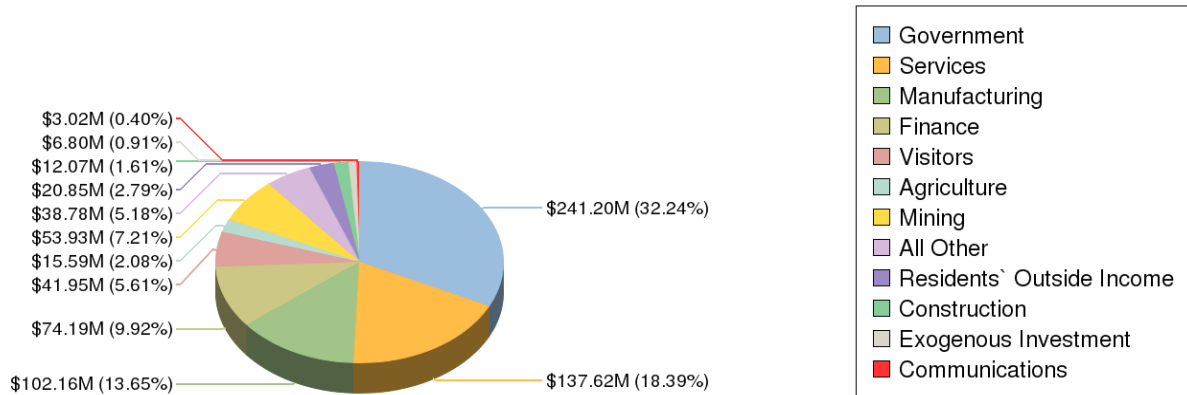
### Hotels/Rooms:

Quality Inn	114	Village Inn	45
Economy Inn	46	Microtel	44
Best Western – Rain Tree Inn	40	Holiday Inn Express	84

## Employment



## Earnings



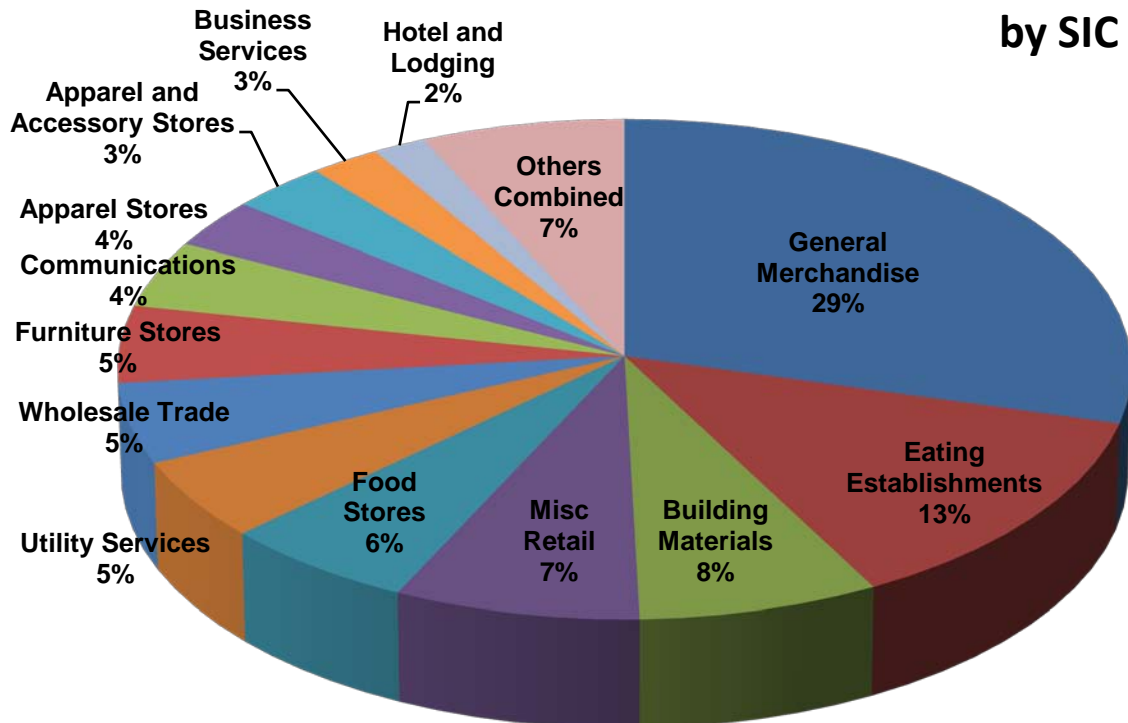
## Major Employers

Company	Employees	Type of Business
Chickasaw Nation Headquarters and Housing	1,198 <small>(in Ada)</small>	Other services
Chickasaw Division of Commerce	880 <small>(in Ada)</small>	Other services
Valley View Regional Hospital	817	Health care and social assistance
East Central University	657	Educational services
Chickasaw Nation Health System	631	Health care and social assistance
Pre-Paid Legal Services, Inc.	600	Finance & Insurance Services
Flex-N-Gate Technologies	525	Plastics Manufacturing
Solo Cup	500	Plastics Manufacturing
Wal-Mart Supercenter	450	Retail Trade
IRT	400	In-Bound Technical Support Call Center
Ada Public Schools	350	Educational Services
City of Ada	280	Admin, support, waste mgt, remediation services
McCall's Communities	250	Health care
Robert S. Kerr EPA Water Research Laboratory	150	Professional, scientific & technical services
People's Electric Cooperative	130	Utilities
Holcim Cement	125	Manufacturing
EDGE Tech Corp	120	Manufacturing
Vision Bank	100	Finance & insurance
Rolling Hills Psych. Hospital	100	Health care and social assistance
GAMI/Tornado Alley	83	Aviation and Aerospace
Apex Composites	70	Manufacturing
Globe LifeLine EMS	46	Manufacturing
Pontotoc Technology Center	45	Educational Services

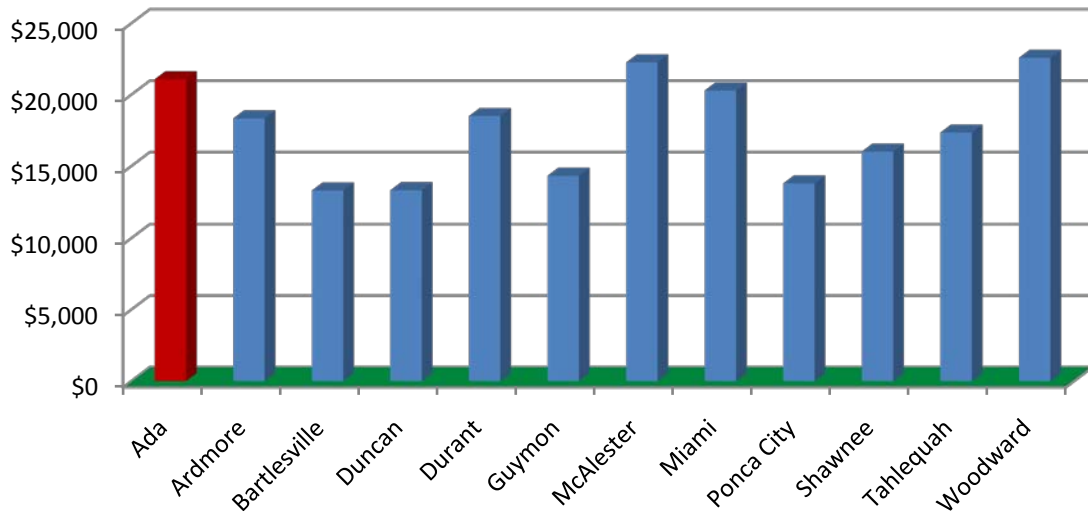
**Retail Sales**

	2008	2007	2006	1998
Annual Sales	\$341,789,144	\$299,433,712	\$266,636,729	\$192,292,063
City Sales Tax	\$14,219,471	\$13,528,735	\$12,784,078	\$9,003,687
Per Capita	\$21,248	\$18,783	\$16,750	\$12,235

**FY 07/08 Sales Tax by SIC**



### 2008 Per Cap Retail Sales



#### Government

**Municipal:**

Form City Manager  
 Number of City Council 5  
 Mayor Barbara Young  
 City Manager David Hathcoat

**State:**

Governor Brad Henry  
 State Representative Todd Thomsen  
 State Senator Susan Paddock

**County:**

Form County Commission  
 Number of Commissioners 3

**US:**

District 4 Congressman Tom Cole  
 US Senator Jim Inhofe  
 US Senator Dr. Tom Coburn

#### Contacts

Michael A. Southard, AICP  
 President and CEO  
[msouthard@adaworks.org](mailto:msouthard@adaworks.org)

Ann Miller  
 Director of Marketing  
[annmiller@adaworks.org](mailto:annmiller@adaworks.org)

Ada Jobs Foundation  
 209 West Main  
 Ada, OK 74820  
 (580) 235-0070  
[www.AdaWorks.org](http://www.AdaWorks.org)